CNBM

[redacted]公司



REPORT 2021

“ ”

“ ”

0.0/

! k

k

“ ”

!

!

! !

) !

k

“ ”

! !

!

k 0.0/ !

!

! ! 064,3 !

20,1# 164,7 !

04,2# !

“ ”

! !

k

“ ”

! !

!

!

!

k

! ! !

2113 !

63# ! k

236

/5 k

0

3/

//6 ! ! !

! !

k !

! !

“ ”

k

!

/123 !

!

!

! !

)

k

!

9

`

Ł f ¢ ي ç Θ : ɑ

/ , ƚ p ɯ

! ! Ỹ ي ¨ı k Ǝ Ą ɹ

Ỷ ḍ

ḍ

Ỷ ḍ

k ă𝒽 ψ ƚ ʕ ƶ Q

! ! k

! ! ! !

! ! !

! ! k

t u

2

!

k

3,/6

2,53 k

2454 k

11,36

k

! !

!

!

k

/7,44EU

k /KU 6,3KU

12 7.

/. . k ! !

! ! ! !

! ! ! ! !

!

k

117 k

/3

!

!

k

/2,1 /0#

k



05/5

GRM 22/7

17/3 /,/7

k

/ /3. .

!

k 0.0/ 7

1. . .

k 0.0/

k



1EU k

k

1. .

! 0. .

k

3 k

! ! ! ! ! !

! k

! !

!

! ! ! !

k !





! !

k

2021

@GNT

10MW BIPV — 8.5 TFT-LCD

BIPV

0.0/ 1 /.KU
@GNT 03 0,0 //,5
04,3 6,3 RDR+JAB
/0

0.0/ 7 3.
1... R5.. R6..

2021

0... 7. 301 0.0/
5 2

/0
0.
0.0/ 06.
/1 23 2.

500t/d

1,52

0.0/
7.
26

AM0
AM0

CSTM

AQRK

AASQ

@6NT



—

—

0.0/

0.0/ QAB

35

p. 20

p. 32

p. 40

▪ 4,155.1

▪ 286.5

2021

0.0/

2113

k 0.0/

2/33,/

3,2# 064,3

20,1# 164,7

04,2#

k

k 0.0/

?

3.3

4554

0257

k

30x30

CIGS

19.8%

T700/800

T1000

k

!

! !

!

! !

! k

0.0/

/3

0. k

2021 9 29

150

2021 7 16

200 150

“ ”

!

k 0.0/

2

k 0.0/

54.,7

01# k

144,73

0.# /7 k

/42,31

4,4# k

2021 10 19

2021 10 9 —

Solara4 220MW

2021

¥

20

T800/T1000 5.0 8.5 TFT-LCD



0.03

k

! !

! ! k

k

k 0.0/ !

k

2021

93.12

%

2

51

118

2

2

1

“ ”

2422

“ ” “ ”

“ ” “ ”

“ ” “ ”

— “ 12350 ”

/5# !

k 0.0/ !

55 - k

13,13 3. !6. k

7/,//# k /0/ k

2113

k

0.0/

63#

! !

k

2021

85

%

15

! !

/5.

458

!

k

5.#

! /.

17

k

2021

6

2.2%

2.8%

17

2300

“ ” “

” 2021

“ +

”

0.0/ 3

/123

! !

!

/. . ! k

“ ”				
45 ! /. ! 6 3/ k k	/. . ! /. . ! /. . /. . ! ! ! k	! k 0.0/ 0.0. ? k	k	! k ! k

“ 3433 ”

2,044

223 35,243

113

1 2 3

“ 1345 ”

“ ” 2021 3 20 6 27 30 300

1.4

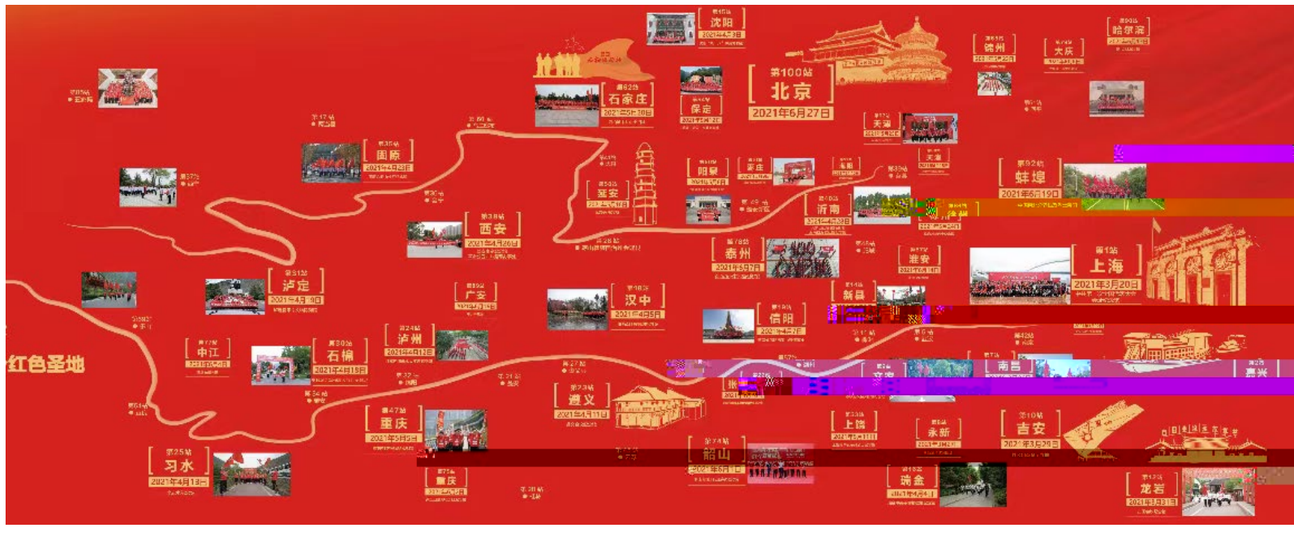

02

k 2021

- 147.2
- 34.7
- 1.76
- 4,577

k

11

4 18

5 2 5 2021

6

k 0.0/

/5

03 k

2021

3.8

3

17

26

!

k

2021

19

130

“ ”

7 A 5. #

R6..

//

k

2021 11 “ ”

2021

“ 2021 ”

“ . ”

)

!

)

k

2021

50

493

“ + ”

“ 3+N ” 18 “ ”

“ ” 43 80 28 170

529% 2.5 206% “ ”

“ + ”

600

1.3

2021

1.76

4

6

“ ”

2021 10 26 “ ” “
” 8.5 TFT-LCD
C919 “ ” “ ”
“
”

“ ”

2021

3000

1

0 ı 0a Þ Þ Ö

362C

!

k

0.0/

/6. /41

7.,3#

/..# ! !

54#

5/# k

!

!

k

“ ”

“ ”

“ ” “ ” “ ”

“

”

β ˊ 1 Ń ! Ḳ ה Ḳ+ X , , Ḥ ớ Ḷ

2021

0.60
/

1.35
/

SO_2
16
%

NO_x
15
%

15% 10%
2.0
2021 7 5
300
800 “ ”
“ ”

k 0.0/

k 0.0/

k 0.0/

3.
271 k

k 0.0/

k 0.0/

k

ABK

k 0.0/

k

“ ”
3000 245
14.7 m³
2000

0.00 k !

! ! ! k

“ ”

15

2 300 4000 10 1200

100



8 “ ” 70

2022

—

—

5

— Karrisen

“

” B1

3A

20

70 ZY



46

165L

630

3D

04

20.7

16.2

9.5
%

2021

16.2

k

6

%

8

/ . .

k

4

13

4 4

9

0.0/

5

! !

! !

k

5.4

16

98.69%

5395

1264

4364

2021

20.3

97

%

49

391

“ ”

100%

31

11038

21

EHS

95.5%

0.0/

! !

!

k

10

2021 14

98.6%

5

“ ”

100%

262

12046 36

2021

14.1

10%

k 0.0/

k

“ 5G ”

“ ” “ ”

5G

5G

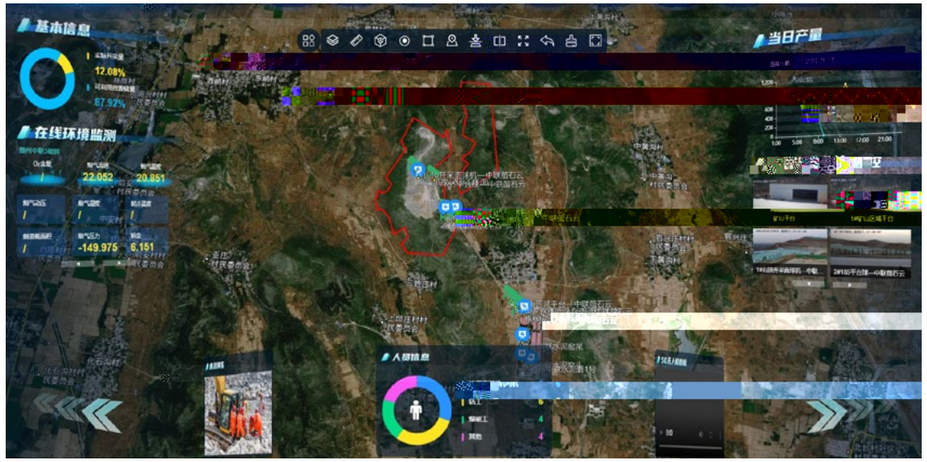

2021

213.9

22

4

390

17

320

2021

20.7

100

%

17.9

%

100

%

20

16 70

k

k

CKR ! !

k

EMT

“ ”

0.0/

t u t

u

! !

! !

0.0/

k

4480

W O l

2021

6,796

50

30

100

76

196

54

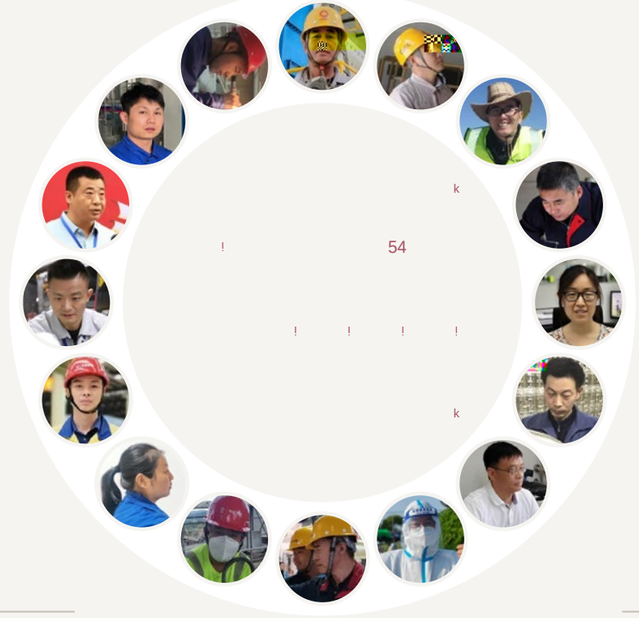

05

- 196
- 10,028.32
- 25
- 76
- 129

2021

40

143

608.53

196

45

76

126.57

500

k

!

k

0.0/

! ! ! !

! ! k

p

— E i ene A s g s stine Mad s doro

!

3

! k

0.0/ 3

/ / ! !

k

2021 2 25

“

”

2021 4 19

91 19

! !

!

k

“

”

2021

10,028.32

25

129

“ ”

“ ”

“ ” 5 2139 k

4 3 3000 268 k

2021 3 5 3 12

“ ”

—

36

“ ” “

”

k 0.0/

//3/5 k

/2.51,6 k

JÏ›gl G”¨ÈL}

k

k



/...

k



!

k

2021 197

326

351

1452

2021

1,728

22,557

278

“ ”

“ ”

369

“ ” — “ ”

2021 9 2

“ ”

5 72 93

5

500

“

”

“ ” 93

!

!

k k

/ .) 2

!) k

! ! ! ! !

! k

! !

! !

!

! ! k

k ! ! k

2021

99.6
%

1,041

56,525

179

391

193,945

2,055

!

k

2021

147,385

100%

99.9
%

1,152

2.75

2021
500
249

2022 100
63

2022
500
196

2022
500
63

2022
500
18

2021 300
6

2021 500
46

2022
100
28

5 5
“
”
“
” “
”

2021

5 .

0

“ 2021
. ”

“ ” “
NO.1 ”

“ ESG 500

“
”

2021
“ ”

“
”

2020 “
”

“ 2021
100 ” “ 2021
100 ”

“ ”
“
” “ ”

“
”

“ 2021 .
”

2022

2022 500

2021

2022		2021
196		64416.6
252		52211.8
353		39699.5
460	CRH	30981
488	HOLCIM	29362.1

2011-2021

2011-2021

2011-2021

2021	116	1
2020	109	0
2019	166	3
2018	231	1
2017	197	2
2016	173	2
2015	123	0
2014	117	1
2013	145	1
2012	152	0
2011	132	2

2011-2021

2021	130	4	84	42
2020	74	3	39	32
2019	88	0	52	36
2018	167	4	90	73
2017	122	4	90	28
2016	91	2	57	32
2015	62	2	36	24
2014	104	3	35	66
2013	59	1	8	50
2012	22	1	5	16
2011	28	1	15	12

2011-2021

2021	4004	1820	3745	747
2020	4436	1821	2576	532
2019	3308	1638	1804	478
2018	2287	1056	1571	385
2017	2144	1039	1524	428
2016	2156	880	1793	455
2015	1568	566	1492	193
2014	1571	531	1381	106
2013	1262	373	848	128
2012	766	228	729	143
2011	630	170	487	80

2011-2021

2021	17642	4577
2020	14463	3816
2019	12124	3164
2018	10967	2765
2017	10024	2403
2016	8408	1913
2015	5663	900
2014	4255	687
2013	3231	589
2012	2549	448
2011	1606	288

2011-2021

2021	147.2
2020	119.1
2019	95.9
2018	81.9
2017	59.3
2016	51.2
2015	40.9
2014	41.6
2013	36.2
2012	33.4
2011	31.6

2011-2021

2021	34.7	810.6
2020	35.2	754.7
2019	28.4	577.6
2018	30.1	555.9
2017	16.6	468.5
2016	15.7	339.0
2015	11.5	256.5
2014	8.8	289.9
2013	10.3	259.4
2012	9.4	248.4
2011	11.0	240.3

2011-2021 /

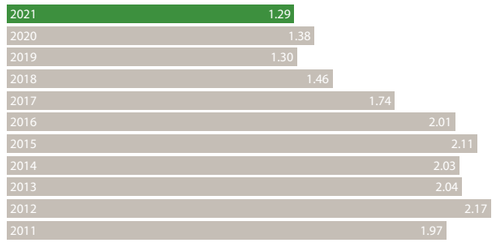

2011-2021 SO_2 COD /

	SO_2	COD
2021	0.33	0.04
2020	0.42	0.04
2019	0.62	0.03
2018	1.09	0.03
2017	1.07	0.03
2016	1.60	0.05
2015	1.46	0.06
2014	1.36	0.06
2013	1.39	0.07
2012	1.45	0.07
2011	1.60	0.12

2011-2021 /



2011-2021 /

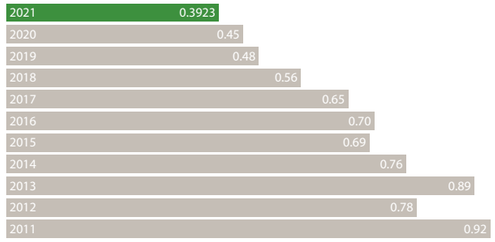

2011-2021

			%
2021	13121	96.3	
2020	17880	91.7	
2019	14967	99.9	
2018	9900	92.8	
2017	15615	99.0	
2016	14909	88.6	
2015	7545	98.5	
2014	7882	98.0	
2013	6191	99.2	
2012	9700	100	
2011	6500	100	

2011-2021

	/	/	%
2021	5.4	0.53	97.8
2020	5.3	0.49	95.1
2019	3.6	0.34	90.0
2018	7.9	0.45	90.8
2017	7.1	0.51	96.2
2016	6.2	0.38	93.7
2015	7.2	0.46	93.5
2014	6.2	0.41	90.3
2013	8.0	0.41	96.4
2012	5.0	0.33	94.7
2011	5.5	0.37	—

2011-2021

					%
2021	206910	881	6199	1478	17.9
2020	202844	1036	5725	1731	16.9
2019	204763	483	5808	1729	16.2
2018	208680	1059	5167	1697	18.7
2017	221421	750	5985	1732	18.4
2016	234511	1126	5964	1875	18.3
2015	176610	841	3521	1449	17.2
2014	176854	892	3120	2263	18.4
2013	179421	1234	3031	1685	18.1
2012	165652	1190	2706	1620	13.5
2011	126385	594	3516	1023	11.6

2011-2021 %

2021	100	100	84
2020	100	90	78
2019	100	92	78
2018	100	90	78
2017	100	98	92
2016	100	98	91
2015	100	98	91
2014	93	88	70
2013	96	92	75
2012	96	92	80
2011	94	91	73

2011-2021

2021	580	104210
2020	531	95554
2019	207	56174
2018	100	35644
2017	74	24093
2016	71	22871
2015	68	22165
2014	67	21750
2013	67	21131
2012	66	20392
2011	53	13368

2011-2021

2021	77120	250	2431
2020	84771	215	2628
2019	107787	137	1679
2018	75187	485	1424
2017	52676	112	2251
2016	47554	331	3028
2015	32672	133	2882
2014	43352	91	3520
2013	37491	164	2387
2012	21028	126	1138
2011	11975	108	1580

2011-2021

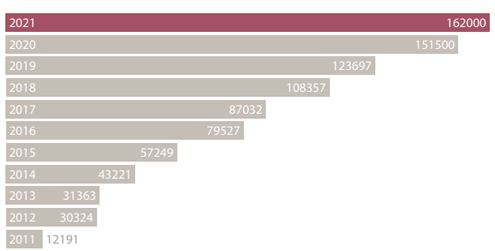

2011-2021 %

2021	0.2	0
2020	0.2	0
2019	0.4	1
2018	0.5	1
2017	0.5	2
2016	0.5	0
2015	0.9	3
2014	1.3	2
2013	1.6	1
2012	2.3	3
2011	1.4	19

2011-2021

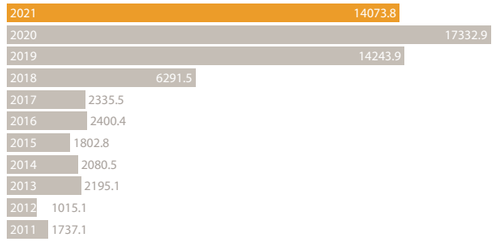

2011-2021

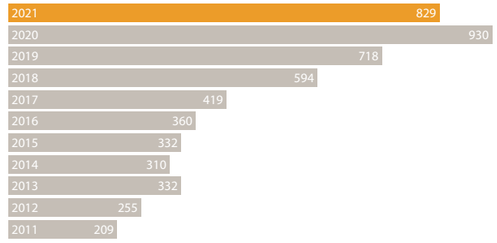

2011-2021

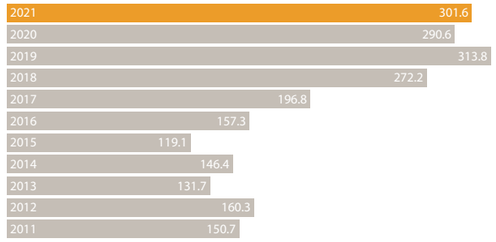

2011-2021

2021	35170	3375	2	
2020	22032	3667	24	
2019	27763	3890	22	
2018	26553	3626	141	
2017	29612	4727	139	
2016	22342	3129	23	
2015	16929	2473	10	
2014	23617	3848	46	
2013	16081	4383	158	
2012	15901	3743	521	
2011	21182	4276	241	

2011-2021

2021	16	109	200	85	37005
2020	20	99	298	128	53145
2019	22	113	284	132	52689
2018	18	73	188	118	45464
2017	14	72	155	163	31519
2016	8	37	266	134	34030
2015	8	36	159	47	26586
2014	31	53	227	97	28619
2013	18	112	506	119	36530
2012	20	136	466	98	17815
2011	27	—	727	—	—

2011-2021

2021	221	180	11517	74568
2020	192	190	10121	49220
2019	213	2219	10343	40192
2018	189	126	6853	44445
2017	335	363	5334	25164
2016	112	344	5646	28157
2015	56	191	2187	14840
2014	65	145	3400	9418
2013	109	145	4864	10681
2012	67	91	3337	39778
2011	—	—	—	10618

	SDGs	GRI Standards	CASS-CSR4.0
	-	102-46 102-50-102-53	P1.1-1.3
	-	102-14 102-15	P2.1-2.2 P3.1-3.2 M1.6-1.7 M2.4 S1.4 S4.12
		102-1 102-2 102-4-102-8 102-10 102-16 102-18 102-22 102-24	P4.1-4.4 G1.1-1.2
“ ”		302-1 302-3-302-5 305-1 305-5 305-7	E2.1-2.5
		102-2 102-26 102-30 203-1-203-2 205-2	M1.1-1.3 M1.6-1.8 M2.2 S1.1-1.2 S1.4
		201-1 203-1-203-2	M2.4-2.5
		304-1-304-3302-1 302-3 302-5 305-1 305-5 305-7 307-1	E1.1 E1.3 E1.8 E1.9 E2.1-2.5

	SDGs	GRI Standards	CASS-CSR4.0
		403 404-410	S2.11-2.15 S2.2-2.4 S2.7-2.8 S2.10 S2.17-2.18 S3.1-3.7
		201-1 203 204 413 415	S4.1 S4.5-4.11
		102-12-102-13 102-40-102-44 102-9 418	G6.1-G6.3 M2.9-2.15 M2.17-2.18 E2.24
	-	-	A1
	-	-	A2
	-	102-55	A5
	-	-	P1.1
	-	-	A4
	-	102-53	A6

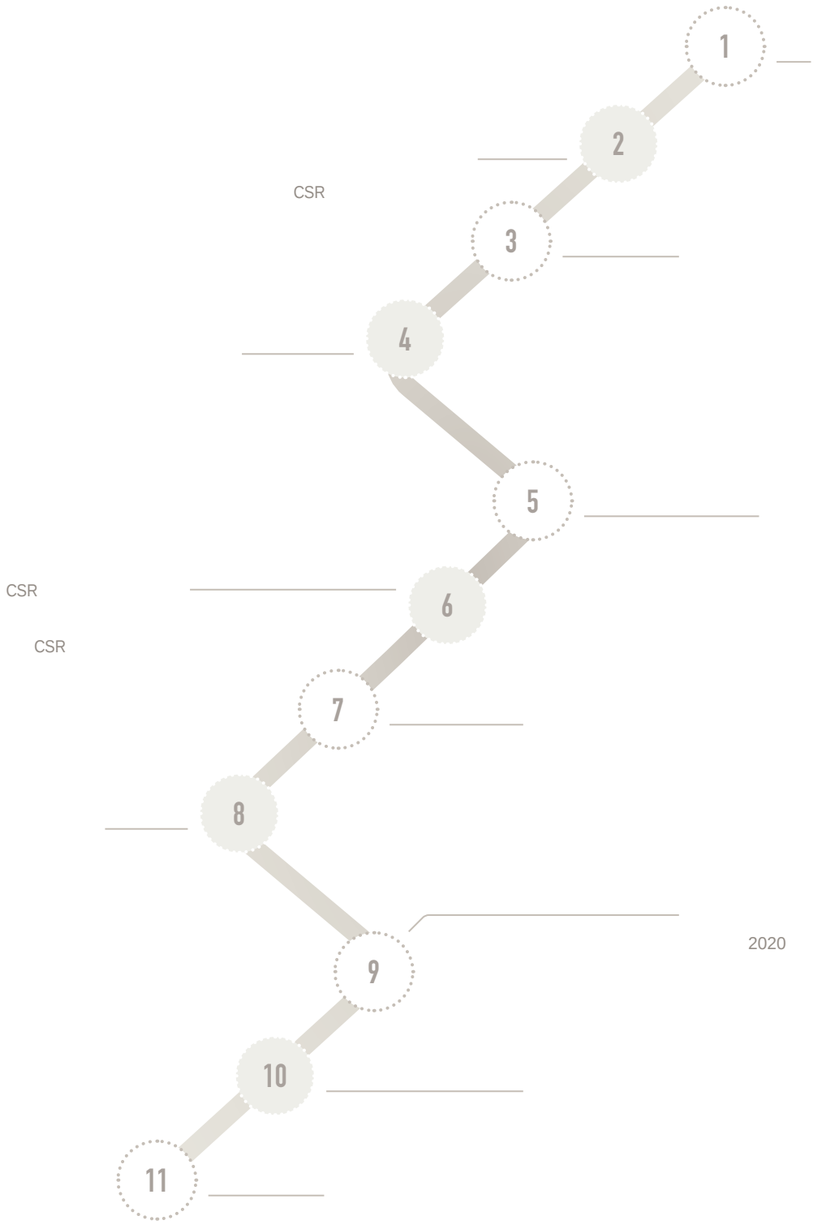

2021

“ ” 2021

4 ”

CASS-CSR 4.0 “ ”

2020

1.

2.

3.

“ 2021 ”

“ ”

ESG

/ESG

2021

93.59%

62

3 “2021 50 2022 10 25

□ □ □ □ □
□ □ □ □ □
□ □ □ □ □

□ □ □ □ □
□ □ □ □ □

n̲ s ÿ

混合产品
源自负责任的
森林资源的纸张
www.fs

CNBM

17 2
100036

csr@cnbm.com.cn
010-68138129
010-68138088
www.cnbm.com.cn