CNBM

中国建材 料集团有限公司

社会责任报告

“
” “ CNBM ”

2
4
6
8
9
10
12
14
16
24
36
48
60
76
88
98
100
104
105

26
28
30
32
34
38
40
42
44
45
46
50
52
53
53
54
56
58

62
64
66
68
70
74
78
79
80
84
85
86
90
92
93
94
96

“

”

“

”

2013 “

”

2523

115

267 A

2002 20

“ ” “ ”

“ ” “ ”

“ ” “ ”

“ ”

“ ”

2013 “

” “

” “

” “ + =

“ ” ”

2013

766

2008 16% 2013 53%

“ ” 2013 131.7

2195.1

“

”

2013

30 145

“ ”

“ ”

“ ”

500
500 46
500 267 2013
3644.2 17.9
2522.6 115.1
131.7

1100 6
2
30 120

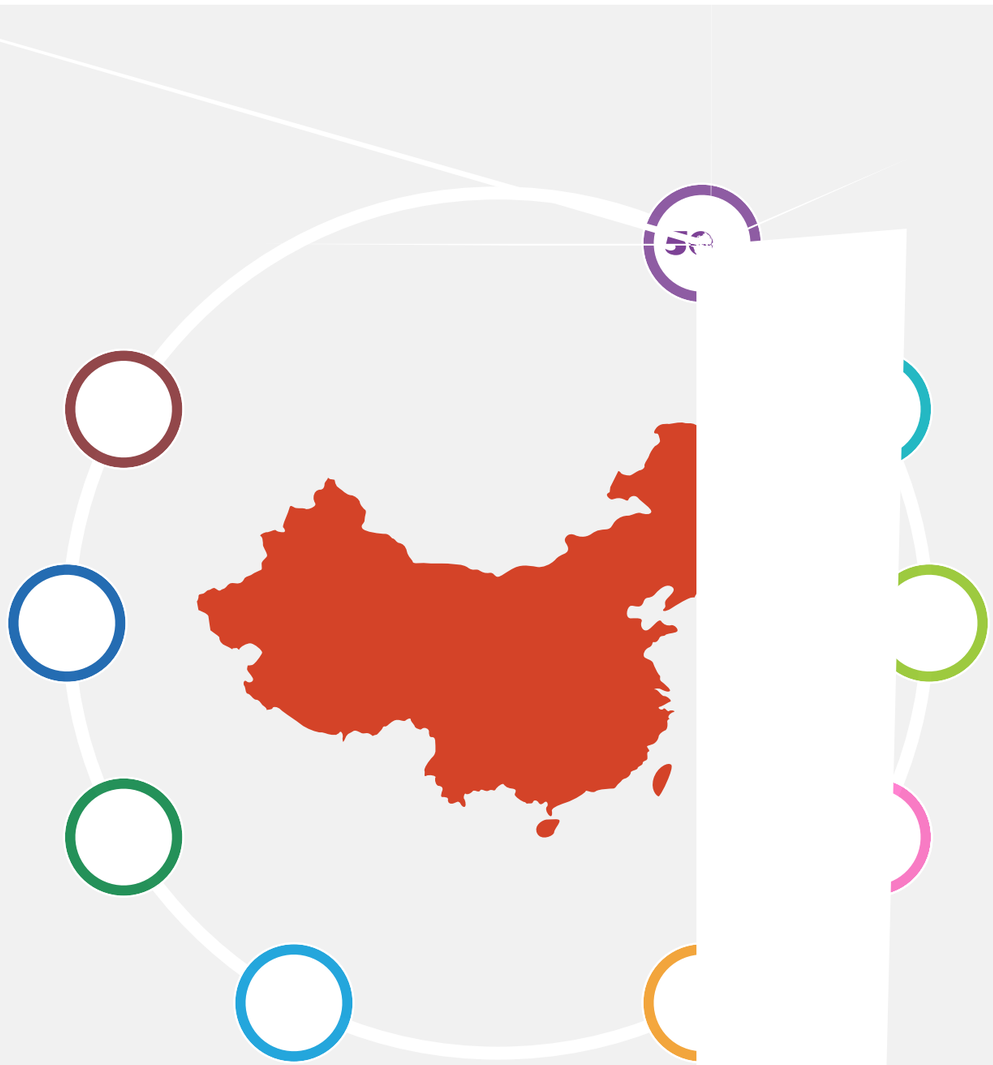

4 4.1 1000

0.33mm

ITO 4000

TFT

0.4mm 0.5mm

100

12

54

16.5

10000 1.5

4000 1.25MW 6MW 31.5

T700 62

T700

5500 T700 SYT-45

2200

”

“

. ”

“

”

4

10

“ 863 ” “

“
”

“
”

“
”

“
”

“
”

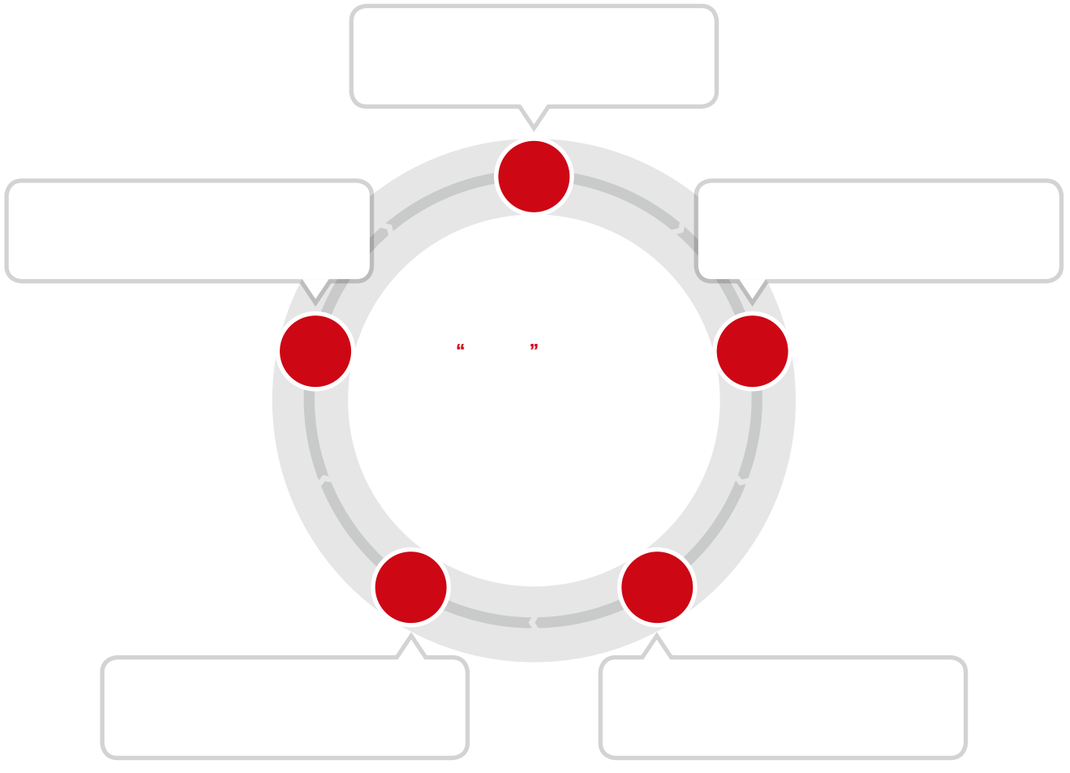
“ ”

“ ”

“ ”

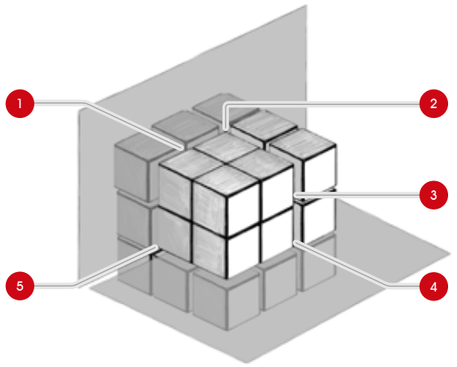
1
2
3
5
4

“ ”

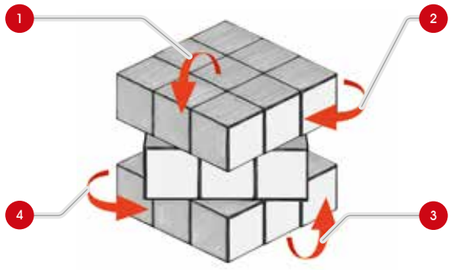
1
2
4
3

“ ”

“ ”

“ ”

“ ”

“ ”

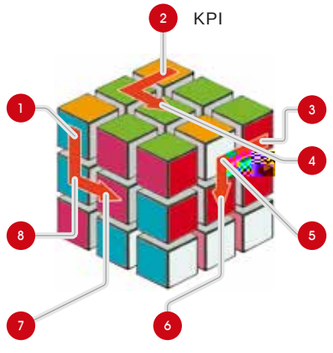
2
KPI
1
3
4
5
8
7
6

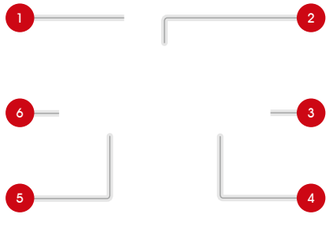
1
2
6
3
5
4

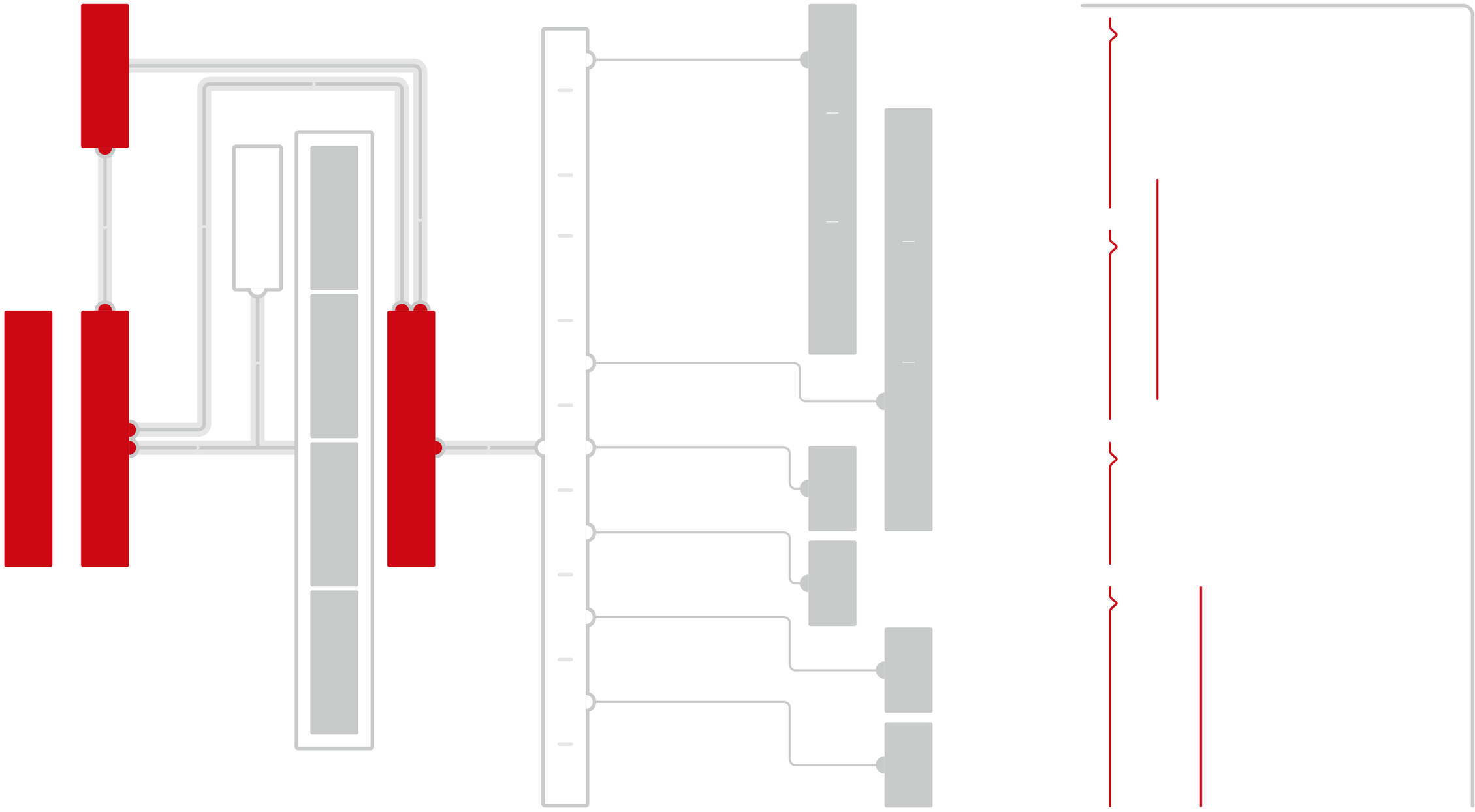

1 2014 4

2 2013 7

3 2014 4

4 2014 4

5 2014 4

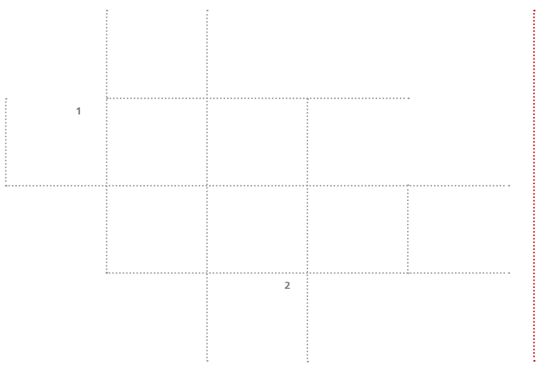

2013 1

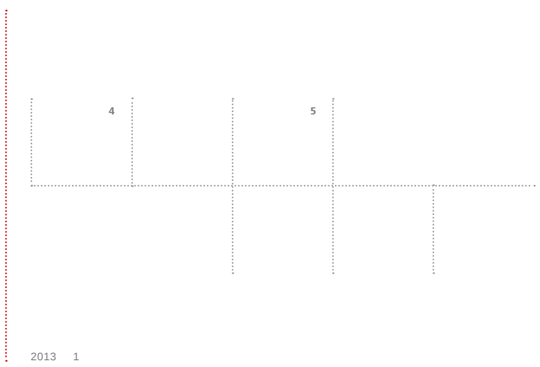

2013 1

1

6 27

“ ”

9 20

2010

20

2009

20

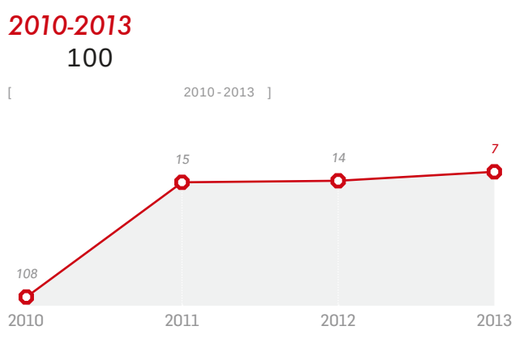

2012-2014

500

[ ]

]

[

2013

2013

		3323.HK	*0.1600*	*1.0672*
		000786.SZ	*0.4300*	*1.5740*
		600176.SH	*0.1200*	*0.3657*
		600552.SH	*0.0650*	*0.6500*
		600876.SH	——	*-0.2000*
		1108.HK	——	*-0.2560*
		002066.SZ	——	*-0.5858*

2009-2013

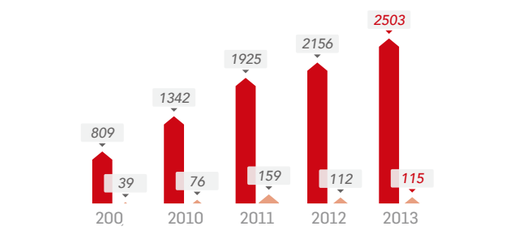

2007-2013

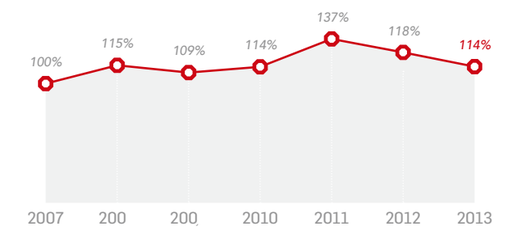

2009-2013

	2009	2010	2011	2012	2013
	90	63	132	152	145
	1	0	2	0	1
	21	17	46	89	54

2009-2013

	2009	2010	2011	2012	2013
	100	79	28	22	59
	0	0	1	1	1
	62	30	15	5	8
	38	49	12	16	50

2007-2013

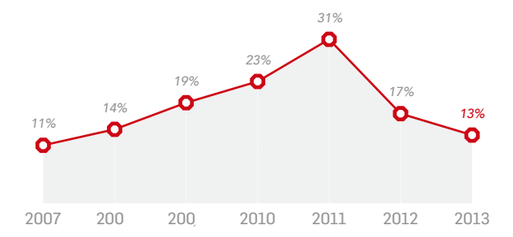

2009-2013

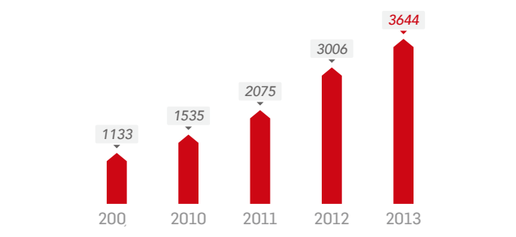

2009-2013

	2009	2010	2011	2012	2013
	430	514	630	766	1262
	144	173	170	228	373
	202	420	487	729	848
	34	54	80	143	128

2009-2013

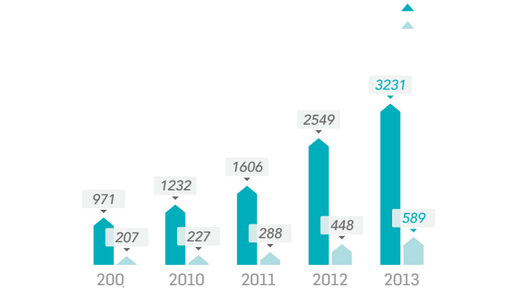

2009-2013

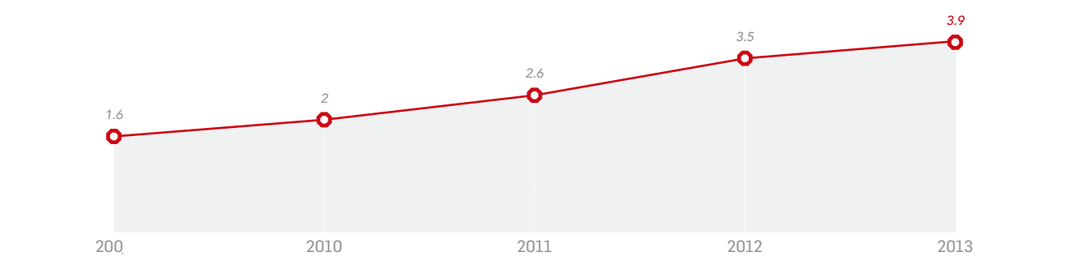

2009-2013

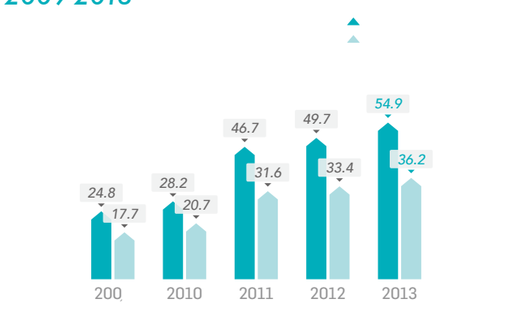

2009-2013

2009-2013

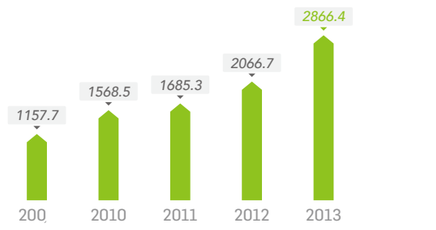

2009-2013

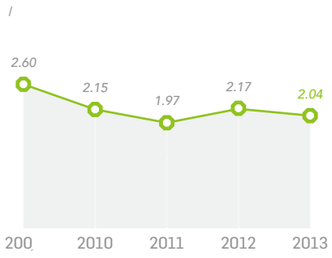

2009-2013

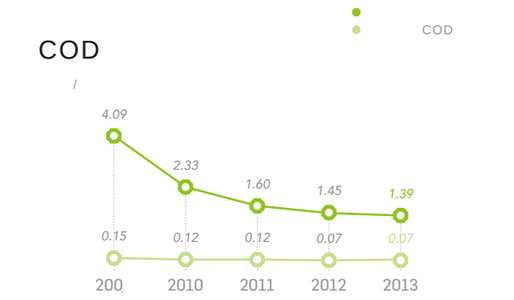

2010-2013

2013

		2866.44
		2467.51
		2579457.41
		28379.6
		48.95

2013

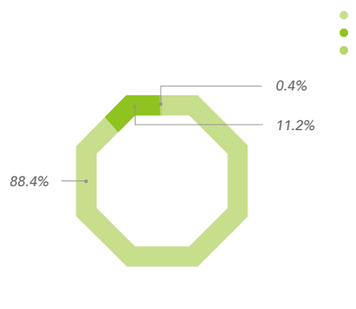

2013

		6191.16
		8.23
		10.32
		101.91
	%	99.17

2013

	/	8.02
	/	0.41
	%	96.44
		1606
		60.13

2009-2013

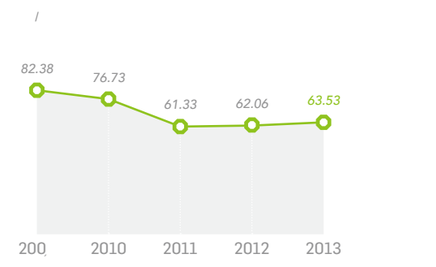

2009-2013

2010-2013

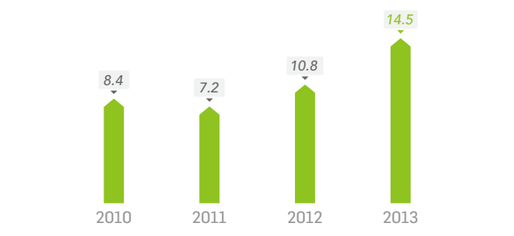

2013

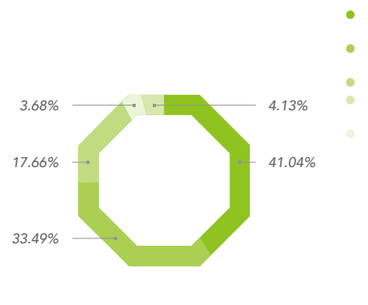

2010-2013

	2010	2011	2012	2013
	112676	126385	165652	179421
	397	594	1190	1234
	1566	3516	2706	3031
	599	1023	1620	1685
	24.0%	11.6%	13.5%	18.1%

2010-2013

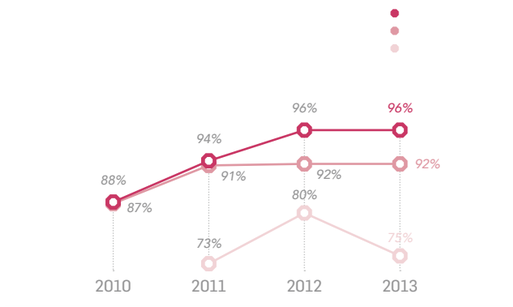

2009-2013

2009-2013

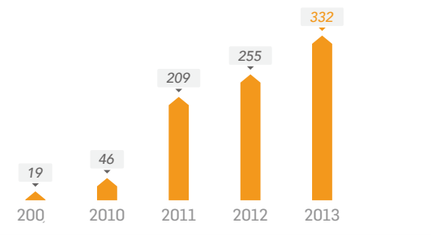

2010-2013

		2010	2011	2012	2013
		38	53	66	67
		12811	13368	20392	21131

2011-2013

		2011	2012	2013
		11975	21028	37491
	- -	108	63	164
		1580	1138	2387

2009-2013

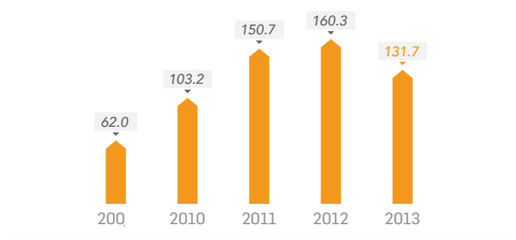

2011-2013

	2011	2012	2013
	21182	15901	16081
	4276	3743	4383
	241	521	158

2009-2013

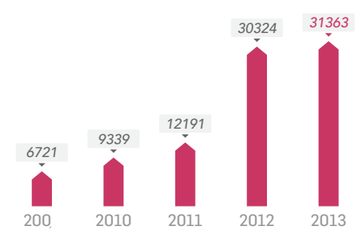

2009-2013

2012-2013

		2012	2013
		20	18
		136	112
		466	506
		98	119
		17815	36530

2012-2013

		2012	2013
		67	109
		91	145
		3337	4864
		39778	10681

2013 100

343

7

“

”

26
28
30
32
34

2013

2

“ ”

189

1157

-
-
-
-
-
-
-
-
-
-

3

2018

	•
	•
	•
	•
	•
	•
	•
	•

2013

2.3

3

2013

343

2013 100

7

2013

2



“ ”

2013

1.8

2013

5068

3.0

CSI

CSI

CSI

13

CSI

· 1999

2000 7 “

”

2013

2

31

2

2013
115.1

2013
131.7

38
40
42
44
45
46

2013
2522.6

“ ”

“ ”

“ ” “ ”

“

” “ ”

KPI

“ ”

“ ”

( )

“ ”

“ ” “ ” “ ” “

” “ ” “ ”

2013

2011 26.5%

“ ”

“ BI+ ERP + + ”

www.okorder.com

135 188 “

88 ”

“ ”

10000t/d DCS

Profibus - DP

DCS Э S Э a Ī Ć א

2013 2013

2013

6.3

16.3% “ ”

4526 18.2%

24.2 9.6% “ ”

7.8 2013 12 31

11.2% 11.7 3,644

22.5% 2,523 16%

115 3%

88 2%

132 2013

“ ”

2.2 33%

8700

174%

12.3

17%

“ ”

3200

82

34

6

7 “ ” 5 “ ”

2013

61.4%

2013

44.3%

2013

1.7

2013

93.2%

2013

6.4

2013

100%

“

”

2013

145

2013

3.2

2013

AAA

2013

98.0%

2013

2.2

“

”

“

”

2013 “ LOW-E

”

“

”

15

“ 2014

”

“ ”

2013

1473

2013

2066

2013

54.9

2013

3231

50
52
53
53

54
56
58

2013

259.4

5

3

1

1

7

1

1

2013
1.4
8%
1
6069 13959

2013
41
3 “ ”

2013
54.9
5%
36.2 8%

2013
54.9
2013
36.2

2013
1.4
2013
8%

“ ”
2013
45

“
” “ ” “
”



2013

28

2013

145

2013

30

145

/

“ ”

“ ” 0.1 0.3mm 40 600t/d

15%

1200t/d

600t/d

15% 9 3

1 60 80%

5

“ ” “ ”

2013

4

1262 E6

373 848

128

3231

589

E6

“ ” “ ”

“ ZL200910096259.X E6 ” 9

OCV

2013 E6 E6

“ ” “ ”

E6

2013

848

2013

4

2013 100

PM2.5

11

11 ,

2013

150 “ ”

“ ” “ ”

2013

2013 “

”

1 5 50

7

9 2013

“ ISO 17095

—

”

2013

71

“ ISO

13124:2011

—

”



—

CTC CNCA

CNAS

CTC

2013

CTC 55

2014 APEC

620

RILEM

2011

3

“ ”

2013

622

2013

1606 MW

2013

6191.2

62
64
66
68
70
74

2013

14.5

”

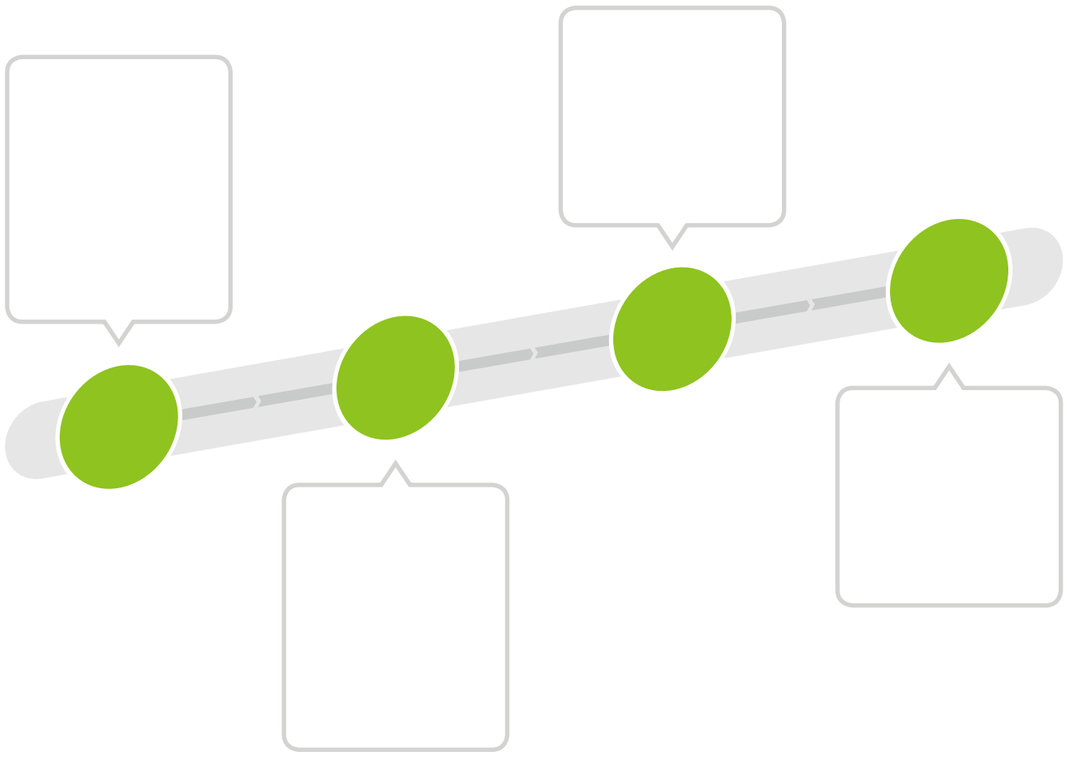

“ ”

214

“

”

400

2013 7 30 “ ”

50

“

”

926.4

207

2013

855

2013

44.7%

2013

5.7

2013

70

1 2 3 4 5

“ ”

6 7 8 9

“ ”

93.6%

“ ”

2012 “

” 10

150%

30

6

2013

22.1%

“

”

6

“ ”

“ ”

“ X ɿm ᒪ Ɛ

” ʈ ʀ φ ƛ ɤ ɹ ǰ ʔ ɣ E

“ Ā

LOW-E ”

LOW-E

2013

66.4%

2013 3

LZ75-6.0

75

LZ75-6.0

LZ75-6.0

60

330 60 7.2 78 22

4%

2013
17.9

2013
3.1

78
79
80

84
85
86

2013
164.2

2013

2.8:1

2013

35.7%

2013

1.8

“ ”

2013

90.7%

6

2013
0

2013
24%

2013
3

2013
14.9

1 2 3 4

5 6 7

8 9

2013
6

2013
2

2013

95.4%

2013

99.4%

2013

1

2013

99

2013

160

“ ”

“

” “ ”

2013

2697

2013

9233

“

”

2013

1.0

2013

100%

2013

15.2

2013

10.8%

2013

453

80

90
92
93
94
96

2195.1

2013
80%

2013
30

2013
63.5

2013 30
45 /

2013
1564
1234
79%

“ ”

2013 9 8

“ ” “
”

2.23 8
800
3 20

90%

2013

90.6

69.4%

2013

2013

2195.1

2013

332

2013

3500

4 20 8 2
7.0

“ 4·20 Ď

“ ”

2 8
3700
“ ” “
” 75
“
”
95 9
“ ” 2013 9 8
“
”

2013
109

2013
144.7

2013
1.1

2013
4864

“ ”

2011 4 “
” “
”

20
400 75 6000 50 “ ”
2012 “ ”

2013 “
—— ” “ ”

“ ”

“ ” “ “ ” “

” ” “ ”

“

”

“

”

“

P

G

CSR

M

Research Center for Corporate Social Re
中国企业社会责任报告
评级专家委员会

www.cnbm.com.cn “ - ”

1. 2013

□ □ □ □ □

2. 2013

□ □ □ □ □
□ □ □ □ □
□ □ □ □ □
□ □ □ □ □

3. 2014

□ □ □ □
□ □ □ □

4.

,

□ □ /

/

E - mail p M p

“ ”

CNBM

17 2

大良造

100036

csr@cnbm.com.cn
010-68138138
010-68138088
www.cnbm.com.cn